

Home Learning

P5McG: Week beginning Monday 7th December

Spelling






Groups 1, 2, 3- Continue revision of lists 4,5,6A, 4, 5 B

Stars – revise lists – 7, 8, 9, 10, 11

Tables R

Revise 6, 7, 8, 9 x tables

Stars revise 2, 3, 5 x tables plus revise 10+, 11+, 12+

		Tuesday, 8th	Wednesday, 9th	Thursday, 10th	Friday, 11th
Daily Activities- Mental Maths 1		New Waves Mental maths pg. 28	New Waves Mental maths pg. 29	New Waves Mental maths pg. 29	New Waves Mental Maths Test 10 Page 87
Mental Maths 2/ Handwriting		Mental Maths UNIT 11 A, B	Mental Maths UNIT 11 C	Mental Maths Unit 11 D	Mental Maths UNIT 11 E
Spelling		Revision			
Reading	<p style="text-align: center;">Caramels Crunchies Twirls Mars</p> <div style="display: flex; justify-content: space-around; align-items: center;">      </div> <p style="background-color: #e0ffff; padding: 5px;">Use Bug Club online – you can read 2 books. Your log in details are in your homework diary and the school code is llqx. Don't forget to click on the bugs and complete the tasks to make them go to sleep</p> <p>Also:</p> <p style="background-color: #e0ffff; padding: 5px;">Try to also read a novel using the Libby Libraries NI app or a book you have at home, Read at least a chapter of a library book at home each night.</p>				
Numeracy (Copy of Maths pages are on Google Classroom)	Group 1	<p>Group 1</p> <p>Revise your 7 & 8 x tables Say them aloud like we do in class.</p> <p style="color: blue;">NHM pg. 16 (see Google classroom for sheets)</p> <p style="color: red;">Remember your strategies- To add 9 – add 10 then -1</p>	<p>Group 1</p> <p style="color: blue;">Revise your 8, 9 x tables Play multiplication bingo on topmarks.co.uk</p> <p style="color: blue;">NHM pg. 17 (sheets on Google classroom)</p>	Group 1	Group 1
				<p>Continue going over your tables</p> <p>Today we are investigating calendars. Can you find a calendar in your house? If not, have a look online https://www.bbc.co.uk/teach/</p>	<p>Remember the rhyme – 30 days hath September</p> <p style="color: blue;">Complete pg. Mastermaths Pg74 (See Google Classroom)</p>

		To add 11 – add 10 then + 1 more	Strategy – Add the tens, then add the units	class-clips-video/maths-ks2-using-a-calendar/zdfgkmn NHM pg. 83 & 84 (see Google classroom)	
Literacy Sheets in folder on Home Learning page)		Write a book review of a story/book of your choice. include the following details <ul style="list-style-type: none"> • Who the main characters are, • What is the story about? • Why you liked it.. 	Try to remember the story of The Great Kapok Tree. The woodcutter decided not to cut down the tree having listened to the animals. Do you think he made the right decision? Why? Complete pg. 54 Leaving the Forest in your booklet. If you don't have your booklet, I have attached the page on Google Classroom.	We were going to watch a live pantomime this morning at 10am, so I have attached the you tube link if you want to watch it. Look out for some familiar faces! https://www.youtube.com/channel/UCagRtbkgzqn1oe7vigQYtsA/videos	Complete the deforestation comprehension on Google Classroom.
Other		Can you research some tribes of the rainforest? Complete the Quick Comprehension activity on Google Classroom.	Look up some Christmas card designs online and see if you can recreate one yourself. Maybe send it to a family member or friend.	Try to join in a PE online video – maybe Joe Wickes Or go outside to play some games – practice your bouncing and catching skills.	

There are also homework activities in school bags to be completed along with Studyladder activities.

If you need to contact the teacher regarding any issues, then you can email me.

K McGarry

kmcgarry540@c2kni.net